



The smart way to access production data anytime, anywhere

Belt Weigher

Equipment: Demo Equipment 1
 Weigher: Demo Weigher 1
 Weigher: Demo Weigher 2
 Customer & Site: Demo Customer - Demo Site

From: 07/10/2019 To: 11/10/2019

Summary

Date	Customer & Site	Material	Total	Start of Run Time	End of Run Time	Flow Time
Tue 08/10/2019	Demo Customer Demo Site	8-11	1919.46			
Wed 09/10/2019	Demo Customer Demo Site	8-11	2092.97			
	Demo Customer Demo Site	11-16	1867.94			
	Demo Customer Demo Site	8-11	66.50			
Thu 10/10/2019	Demo Customer Demo Site	11-16	1675.20	06:42	17:07	6h 30m
Fri 11/10/2019	Demo Customer Demo Site	11-16	599.49	06:41	11:04	2h 29m

smartWEIGHonline

Features

- Internet based production data logging.
- Monitor real time production data.
- Analyse plant efficiency and downtime.
- Export detailed reports to PDF, CSV or Excel.
- Secure access from any PC or mobile device.
- No on-site IT requirements.
- Subscription service with no upfront software costs.
- API for direct integration into third party solutions.

Access to Real Time Production Data Anytime, Anywhere













The **smartWEIGH**online data logging service provides access to your belt weigher production data from any desktop PC or mobile device connected to the internet.

Production data is transferred from each belt weigher via a broadband or cellular internet connection and stored in a secure cloud server database.

The user is provided with secure access to the **smartWEIGH**online website, where they can view real time production data, create and export detailed production reports, analyse plant efficiency and downtime and track weigher calibration data, process alarms etc.

Monitor Real Time Production Data

Monitor real time production data updated every minute and including material identification.

Name	Material	Flow Rate	Total	Run Time	Flow Time	Empty Time	Reports
Demo Weigher 1 Demo Equipment	0-4	84.31 t/h	732.0 t	8h 48m	7h 19m	1h 29m	  
Demo Weigher 2 Demo Equipment	4-8	17.33 t/h	172.5 t	8h 48m	7h 10m	1h 38m	  
Demo Weigher 3 Demo Equipment	8-11	15.17 t/h	157.1 t	8h 48m	7h 12m	1h 36m	  
Demo Weigher 4 Demo Equipment	11-16	17.21 t/h	176.8 t	8h 48m	7h 23m	1h 25m	  

Showing 1 to 4 of 4 entries Previous **1** Next

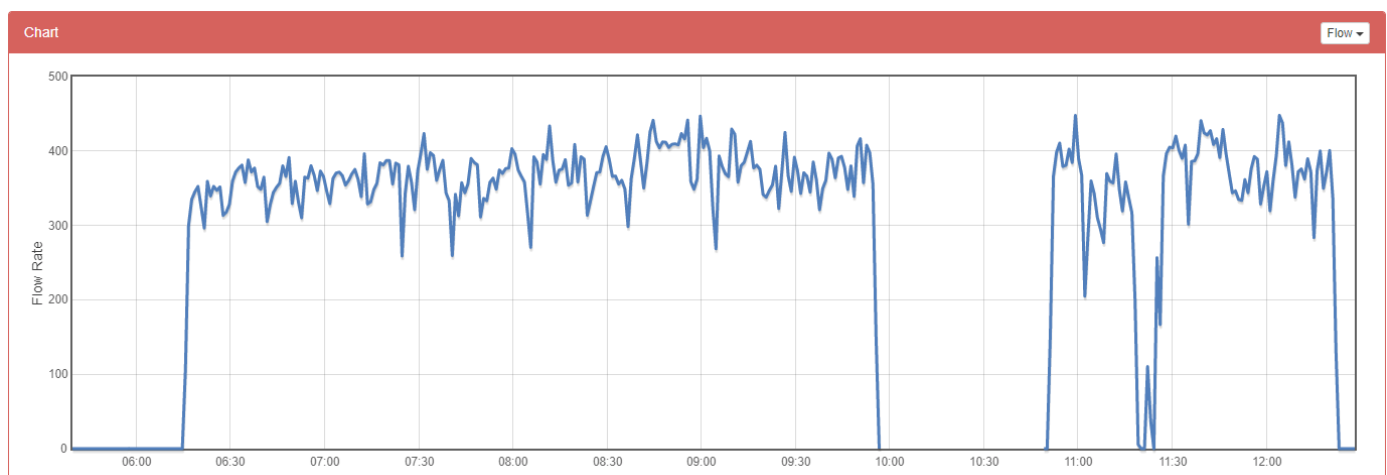
Create Detailed Production Reports

Create detailed production reports for individual weighers for any date range including production totals per material, average production rate, operating times and empty belt times.

Summary			
Run Time	32h 16m	Total	1327.75 t
Flow Time	28h 20m		
Empty Time	3h 56m		
Average Flow Rate	41.15 t/h		

Detail								
Date	Material	Total	Average Flow Rate	Start of Run Time	End of Run Time	Run Time	Flow Time	Empty Time
Tue 21/05/2019	0-8	391.63	34.10	07:00	18:28	11h 29m	9h 29m	2h 0m
Wed 22/05/2019	0-8	521.85	44.62	06:38	18:27	11h 41m	10h 59m	42m
Thu 23/05/2019	0-8	414.27	45.45	06:38	15:44	9h 6m	7h 52m	1h 14m

Include charts to add a graphical representation of the production results.



Create Equipment Groups and Assign Mobile Plant to Customer Sites

Individual weighers can be grouped by location, production area, equipment, etc. to provide accurate reporting for your plant equipment.

Assign mobile plant to customer sites to create contract specific production reports.

Belt Weigher

Equipment: Demo Equipment 1 From: 07/10/2019 To: 11/10/2019

Weigher: Demo Weigher 1

Weigher: Demo Weigher 2

Customer & Site

Demo Customer - Demo Site

Summary

Total	8221.56 t	Material	Total
Flow Time	26h 51m	8-11	4078.93 t
		11-16	4142.63 t

Detail

Date	Customer & Site	Material	Total	Start of Run Time	End of Run Time	Flow Time
Mon 07/10/2019	Demo Customer Demo Site	8-11	2092.97	06:43	17:09	4h 44m
Tue 08/10/2019	Demo Customer Demo Site	8-11	1919.46	06:42	17:12	5h 32m
Wed 09/10/2019			1934.44	06:42	17:14	7h 35m
	Demo Customer Demo Site	11-16	1867.94			
	Demo Customer Demo Site	8-11	66.50			
Thu 10/10/2019	Demo Customer Demo Site	11-16	1675.20	06:42	17:07	6h 30m
Fri 11/10/2019	Demo Customer Demo Site	11-16	599.49	06:41	11:04	2h 29m

Analyse Plant Efficiency and Downtime

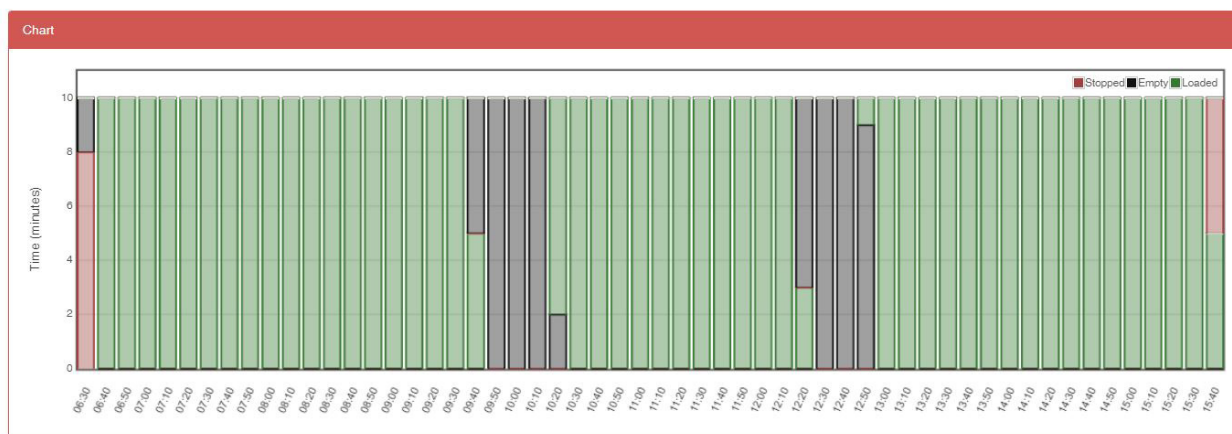
Analyse plant efficiency and downtime with utilisation reports providing minute-by-minute visual representation of the equipment status: Stopped, Running Empty or Loaded.

Summary

Run Time	9h 6m	Start of Run Time	23/05/2019 06:38	End of Run Time	23/05/2019 15:44
Flow Time	7h 52m	Start of Flow Time	23/05/2019 06:40	End of Flow Time	23/05/2019 15:44
Empty Time	1h 14m				

Detail

Material	Total (t)	Average Flow Rate (t/h)	Run Time	Flow Time	Empty Time
0-8	414.27	45.52	9h 6m	7h 52m	1h 14m



Validate Production Data Accuracy

Validate the continuous accuracy of your production data by tracking weigher tare and calibration, process alarms etc. using the historical event log data recorded for each weigher.

Date	Event Type	Details
08/10/2018 14:19:16	Calibration end	Calibration Method: Material Accepted Belt Weigher Total: 12756.39 Reference Total: 13380.00 Difference: -623.6 (-4.7%) Calculated CF: 38.61
08/10/2018 13:54:20	Calibration start	Calibration Method: Material Calibration Factor: 40.50
08/10/2018 07:14:46	Tare end	Accepted Measured Tare: 85.11
08/10/2018 07:14:22	Tare start	Tare: 84.90

Identify Downtime Events

Quickly and conveniently add timestamped notes to individual weighers or equipment groups.

Identify the reasons for loss of production by recording downtime events as they happen.

Include them within your production reports to analyse the effects of plant issues and maintenance and identify effective improvements.

Date	Notes
09/10/2019 11:47	Demo Equipment 1 Maintenance to pre-crusher belt tension: 30mins
10/10/2019 11:56	Demo Weigher 2 Cleaning of belt. 1h
11/10/2019 08:20	Demo Equipment 1 Hydraulic hose damaged. Now replaced.

Printed Reports

Production Report		Demo Company				
Belt Weigher	Demo Equipment 1	From	08/10/2019			
Equipment	Demo Weigher 1	To	09/10/2019			
Weigher	Demo Weigher 2					
Customer & Site	Demo Customer - Demo Site					
Summary						
Total	3853.90 t	Material	Total			
Flow Time	13h 7m	8-11	1985.96 t			
		11-16	1867.94 t			
Detail						
Date	Customer & Site	Material	Total (t)	Start of Run Time	End of Run Time	Flow Time
Tue 08/10/2019	Demo Customer Demo Site	8-11	1919.46	06:42	17:12	5h 32m
Wed 09/10/2019	Demo Customer Demo Site	11-16	1934.44	06:42	17:14	7h 35m
	Demo Customer Demo Site	8-11	1867.94			
	Demo Customer Demo Site	8-11	66.50			

Print reports directly from **smartWEIGH**online or save them to PDF for later viewing, printing etc.

Customise your reports to include your company logo, production charts and notes to provide all of the critical performance data in a single report.

Export to CSV or Excel

In addition to printed and PDF reports production data can be exported directly to CSV or Excel file format for further processing or import into third party software solutions.

A	B	C	D	E	F	G	H	I	
1	Production Report								
2	From	07/10/2019							
3	To	11/10/2019							
4	Equipment	Demo Equipment 1							
5	Weigher	Demo Weigher 1							
6	Weigher	Demo Weigher 2							
7									
8	Date	Material	Material Total	Total	Start of Run Time	End of Run Time	Flow Time	Customer	Site
9	07/10/2019	8-11	2092.97	2092.97	06:43:06	17:09:51	04:34:04	Demo Customer	Demo Site
10	08/10/2019	8-11	3319.46	3319.46	06:42:00	17:12:59	05:32:30	Demo Customer	Demo Site
11	09/10/2019			1934.44	06:42:20	17:14:32	07:35:02		
12	09/10/2019	11-16	1867.94					Demo Customer	Demo Site
13	09/10/2019	8-11	66.50					Demo Customer	Demo Site
14	10/10/2019	11-16	1875.20	1875.20	06:42:13	17:07:11	06:30:44	Demo Customer	Demo Site
15	11/10/2019	11-16	599.49	599.49	06:41:39	11:04:54	02:29:01	Demo Customer	Demo Site

Direct Integration into Third Party Software Solutions

Integrate the production data stored by **smartWEIGH**online into your own management software solutions using our Application Programming Interface (API) to facilitate ease of development and seamless integration.



GreenWeigh Ltd

Hollowgate Farm,
Hollowgate,
Froggatt,
Derbyshire,
S32 3ZN

Email: rod@greenweighltd.com

Tel: +44 (0) 7789 057 131